



# SOL 40P

**SOL 40P** range comprises a large assortment of universal jointing profiles in aluminium covered with film that is highly resistant to pedestrian traffic, wear, UV rays and commonly used floor cleaning products. Thanks to the insert in rigid PVC (non-conducting) between the base and the top, the new **SOL 40P** stops and eliminates electrostatic charges and magnetic fields and whatever else may be transmitted between two floors (e.g.: heated floors). Available in wooden finishes, plus anodized finishes. Any insert of height H 7, 9, 11, 13, 15, 17 and 19 mm may be used with either the punched/perforated base for screwing or for gluing. Covering width 40 mm.

TOP IN WOODEN OR ANODIZED FINISHES  
+ PIN INSERT + ALUMINIUM BASE



**ALUM. TOP + PIN INSERT + ALUM. BASE 45 PUNCHED/PERFORED**  
(6 anod. alum. finishes of which 3 on demand) thermo packed  
bar length 2,7 lm - pack. 20 Pcs - 54 lm (PIN 17, 19 - 40,5 lm)

**ALUM. TOP COVERED + PIN INSERT + ALUM. BASE 45 PUNCHED/PERFORED**  
(80 wooden finishes of which 49 on demand) thermo packed  
bar length 2,7 lm - pack. 20 Pcs - 54 lm (PIN 17, 19 - 40,5 lm)

Article	H mm
PISPC... 407 (PIN 07)	7 / 10
PISPC... 409 (PIN 09)	9 / 12
PISPC... 4011 (PIN 11)	11 / 14
PISPC... 4013 (PIN 13)	13 / 16
PISPC... 4015 (PIN 15)	15 / 18
PISPC... 4017 (PIN 17)	17 / 20
PISPC... 4019 (PIN 19)	19 / 22

Article	H mm
PISPC... 407 (PIN 07)	7 / 10
PISPC... 409 (PIN 09)	9 / 12
PISPC... 4011 (PIN 11)	11 / 14
PISPC... 4013 (PIN 13)	13 / 16
PISPC... 4015 (PIN 15)	15 / 18
PISPC... 4017 (PIN 17)	17 / 20
PISPC... 4019 (PIN 19)	19 / 22

COMPLETE

COMPLETE

**ALUM. TOP + PIN INSERT + ALUM. BASE 45 PUNCHED/PERFORED**  
(6 anod. alum. finishes of which 3 on demand) thermo packed  
length 0,90 lm - 15 Pcs (PIN 13, 15, 17, 19 - 10 Pcs)



**ALUM. TOP COVERED + PIN INSERT + ALUM. BASE 45 PUNCHED/PERFORED**  
(80 wooden finishes of which 49 on demand) thermo packed  
length 0,90 lm - 15 Pcs (PIN 13, 15, 17, 19 - 10 Pcs)



Article	H mm
PISPC... 4079S (PIN 07)	7 / 10
PISPC... 4099S (PIN 09)	9 / 12
PISPC... 40119S (PIN 11)	11 / 14
PISPC... 40139S (PIN 13)	13 / 16
PISPC... 40159S (PIN 15)	15 / 18
PISPC... 40179S (PIN 17)	17 / 20
PISPC... 40199S (PIN 19)	19 / 22

Article	H mm
PISPC... 4079S (PIN 07)	7 / 10
PISPC... 4099S (PIN 09)	9 / 12
PISPC... 40119S (PIN 11)	11 / 14
PISPC... 40139S (PIN 13)	13 / 16
PISPC... 40159S (PIN 15)	15 / 18
PISPC... 40179S (PIN 17)	17 / 20
PISPC... 40199S (PIN 19)	19 / 22

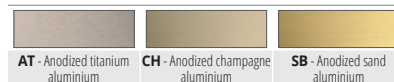
Available in the finishes: AO - AA - AB (AT, CH and SB available on demand with a minimum quantity order of 200 pcs) and in the wooden finishes: 04W - 05W - 07W - 09W - 13W - 18W - 21W - 25W - 29W - 30W - 31W - 32W - 33W - 34W - 35W - 36W - 37W - 38W - 39W - 41W - 42W - 44W - 45W - 46W - 48W - 49W - 53W - 54W - 55W - 65W - 73W - 75W.

The code of the selected colour must be added to the article code. E.g.: PISPC... 4079S (chosen finish anod. gold) PISPCAO 4079S.

## ANODIZED COLOURS




## \* ANODIZED COLOURS ON DEMAND



## WOODEN COLOURS



## \* WOODEN COLOURS ON DEMAND

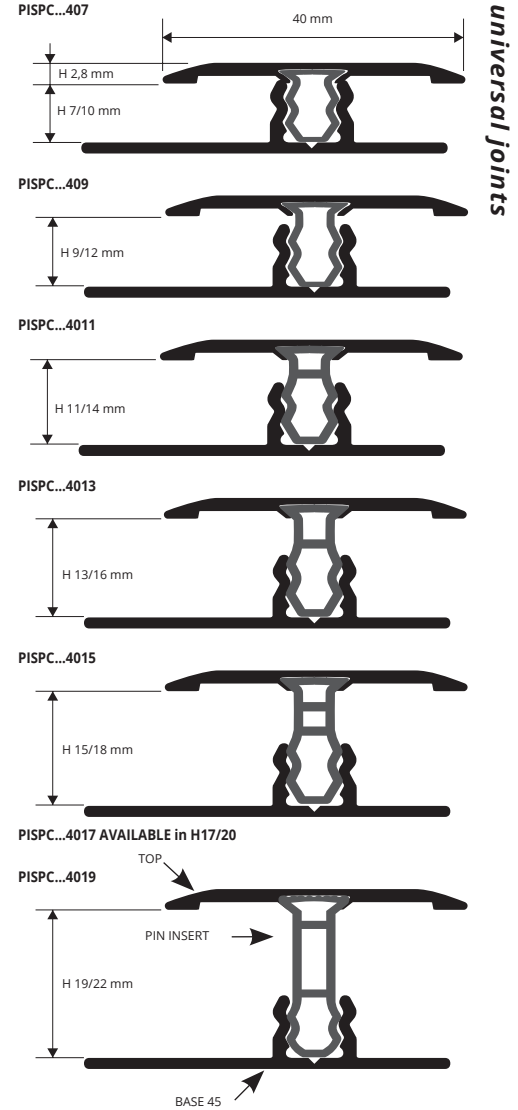


On request it is possible to realize other finishes of the color range: minimum order 200 pcs. Production delay 4/5 weeks. Price to be agreed. For sample finishes, contact the sales office for minimum quantities, timing and costs.

## EXAMPLES AND INSTRUCTIONS FOR LAYING METHODS



1. Fix and/or glue the base to the floor. 2. Lay the floor leaving from 3 to 10 mm between the floor and the insert. 3. Choose the desired profile, if necessary cut TOP, PIN and BASE at the needed length and then insert the PIN in the TOP in the specific "dovetail" seat. The position the profile above the U-shaped snap-in seat of the base. 4. With the aid of a board, hammer the TOP to the desired fitting level.



universal joints

\* = Production on demand with minimum quantity of 200 pcs. Production delay 4/5 weeks. Price to be agreed