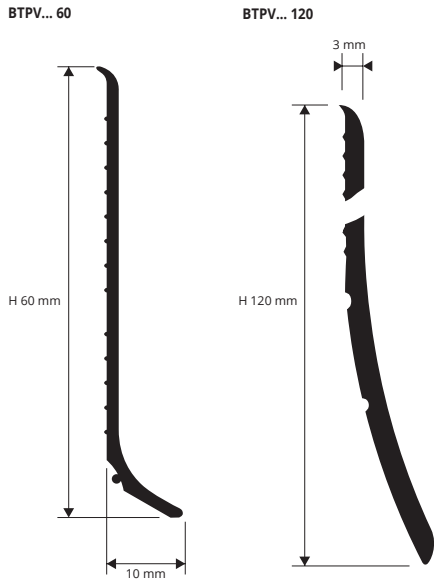


SKIRTING 60 SKIRTING 120

NON-TOXIC FLEXIBLE VINYL RESIN
IN 6 COLOURS

PVC FLEXIBLE SKIRTING 60/120 height 60 mm and 120 mm, is a very strong profile ideal for easily achieving special, attractive, superior finishes. Installation recommended with glue or silicone. Easy to install, the shaped edges ensure perfect adhesion to the surface. The projecting rounded flange covers the terminal expansion joint.



ATTENTION: IN ORDER TO USE, LAY AND FIX PROPERLY THIS PRODUCT PLEASE LOOK AT OUR WEBSITE OR APP LAYING / FIXING VIDEO FOR CORRECT INSTALLATION.



NON-TOXIC FLEXIBLE VINYL RESIN
rolls length **50 lm**

Article	H mm		
BTPV... 60	60		
BTPV... 120	120		

Available in the colours: B - GC - GS - T - M - N.
The code of the selected colour must be added to the article code.
E.g.: BTPV... 60 (chosen finish light gray) BTPVGC 60.

NON-TOXIC FLEXIBLE VINYL RESIN - ADHESIVE
rolls length **50 lm**

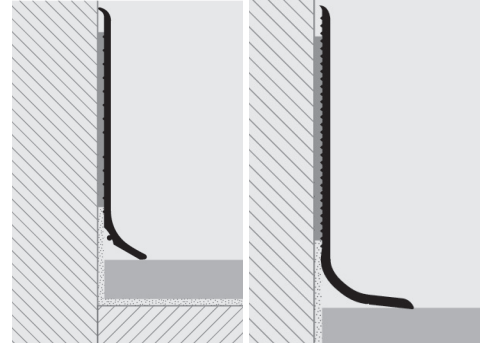
Article	H mm		
BTPV... 60A	60		
BTPV... 120A	120		

Available in the colours: B - GC - GS - T - M - N.
The code of the selected colour must be added to the article code.
E.g.: BTPV... 60 (chosen finish light gray) BTPVGC 60.

COLOURS

B - White	GC - Light gray	GS - Dark gray	T - Dark brown	M - Brown	N - Black

EXAMPLES AND INSTRUCTIONS FOR LAYING METHODS



1. Choose the "SKIRTING 60 - 120" of the required height 60/120mm and choose the colour. 2. Lay the "SKIRTING 60 - 120" using an adhesive suitable for gluing flexible PVC onto mortar, plaster, accessorised walls, etc. or fix with screws/nails.

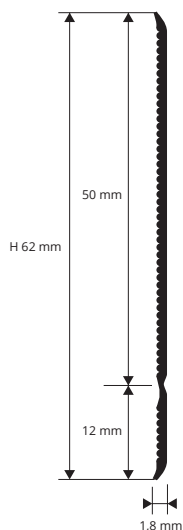
As regards the items with adhesive, the adhesive roll is sold separately (50 lm for H:60), (50 lm for H:120)

SKIRTING 62F


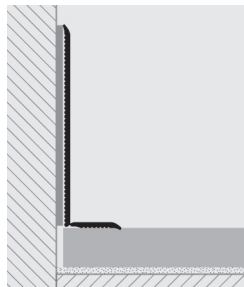
NON-TOXIC FLEXIBLE VINYL RESIN
ADHESIVE

SKIRTING 62F is a new 62 mm skirting board made of non-toxic, flexible vinyl resin. This profile is very resistant and particularly suited for providing highly aesthetic perimeter skirting of excellent quality at reasonable prices. It differs from the BTPV.. 60 skirting board in that it is provided with a bottom flange that allows it to be placed perpendicularly (90°) to the wall/lining and welded to PVC floors. In addition, the horizontal flange covers the floor's perimeter expansion joint. We recommend applying the skirting using glue/adhesive/Bostik/mastic. Alternatively, you can choose the self-adhesive version for quick, effortless installation.

BTPF... 62 / BTPF... 62A



EXAMPLES OF LAYING



LAYING INSTRUCTIONS

1. Choose the colour of the "SKIRTING 62F" board, indicating whether you want it with or without a self-adhesive backing. 2. Cut the "SKIRTING 62F" to length, taking into account the width of the internal and external connections. 3. Self-adhesive skirting is recommended only for surfaces that are perfectly smooth, non-oily and non-porous. On plaster and mortar surfaces, use a non-adhesive version and apply the skirting using quick-setting acrylic silicone suitable for gluing aluminium to mortar, plaster, etc.

ATTENTION: IN ORDER TO USE, LAY AND FIX PROPERLY THIS PRODUCT PLEASE LOOK AT OUR WEBSITE OR APP LAYING / FIXING VIDEO FOR CORRECT INSTALLATION

FLEXIBLE VINYL RESIN

rolls length **50 lm** with or without adhesive

Article	H mm		
BTPF... 62	62		

Available in the colours: B - GC - GS - T - M - N.
The code of the selected colour must be added to the article code.
E.g.: BTPF...62 (chosen finish light gray) BTPFGC 62.

FLEXIBLE VINYL RESIN

rolls length **50 lm** with or without adhesive

Article	H mm		
BTPF... 62A	62		

Available in the colours: B - GC - GS - T - M - N.
The code of the selected colour must be added to the article code.
E.g.: BTPF...62 (chosen finish light gray) BTPFGC 62.

As regards the items with adhesive, the adhesive roll is sold separately (50 lm)

COLOURS

B - White	GC - Light gray	GS - Dark gray
T - Dark brown	M - Brown	N - Black

