

PROPLATE FIX is a range of flat joint-cover profiles to cover structural movements (contraction due to flexural or compressive stress) of two different load-bearing structures.

PROPLATE FIX made in silver anodized aluminium is recommended for environments with intense pedestrian and vehicular traffic. Available upon request with stainless steel fixing clips (5 Pcs. for vertical/façade use 10 Pcs. for horizontal/floor use); corner profiles are also available.

PROPLATE FIX

FLAT AND ANGLE PROFILE
IN ALUMINIUM



FLAT PROFILE - SILVER ANOD. ALUMINIUM
bar length 2,7 lm - pack. 20 Pcs - 54 lm

| Article | L mm |
|-------------|------|
| PETFXPAA 50 | 50 |
| PETFXPAA 70 | 70 |


ANGLE PROFILE - SILVER ANOD. ALUMINIUM
bar length 3 lm - pack. 20 Pcs

| Article | H x L mm |
|------------|----------|
| PETFXAA 50 | 22 x 50 |
| PETFXAA 70 | 24 x 70 |

PRODUCT SUPPLIED NOT ASSEMBLED

| Article | H mm |
|--------------|------|
| CPFXAC 40/10 | 40 |

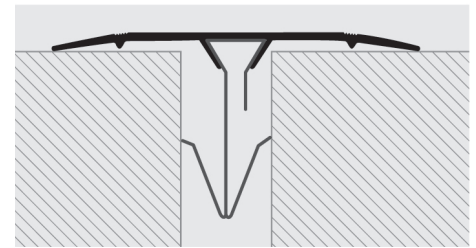
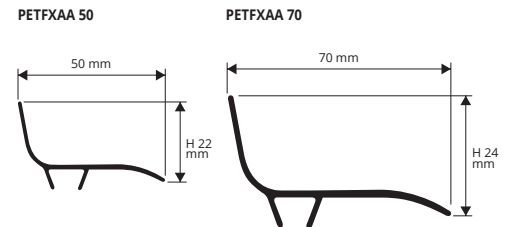
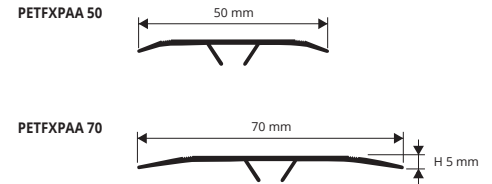
COLOURS



AA - Anodized silver alum.

EXAMPLES AND INSTRUCTIONS FOR LAYING METHODS

1. Choose the profile in the required width and material. 2. Insert the fixing clips into the relative groove, one every 50/75 cm (5 Pcs. for wall applications - 10 Pcs. for floor applications). 3. Insert/Lay the PROPLATE FIX in the existing void, applying uniform pressure or using a plastic hammer, thereby creating a perfect joint cover. The same method is used for laying the corner profile.



PROPLATE FIX is a range of flat joint-cover profiles to cover structural movements (contraction due to flexural or compressive stress) of two different load-bearing structures.

PROPLATE FIX made in rigid PVC is recommended for walls and facades and for ceilings. Available upon request with stainless steel fixing clips (5 Pcs. for vertical/façade use 10 Pcs. for horizontal/floor use); corner profiles are also available.

PROPLATE FIX

FLAT AND ANGLE PROFILE
IN VINYL RESIN (PVC)



FLAT PROFILE - VINYL RESIN (PVC)
bar length 2,7 lm - pack. 20 Pcs - 54 lm

| Article | L mm |
|--------------|------|
| PETFXP 50-01 | 50 |

ANGLE PROFILE - VINYL RESIN (PVC)
bar length 2,7 lm - pack. 20 Pcs - 54 lm


| Article | H x L mm |
|-------------|----------|
| PETFX 50-01 | 22 x 50 |

PRODUCT SUPPLIED NOT ASSEMBLED

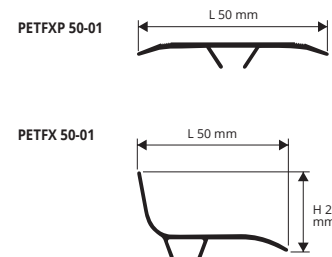
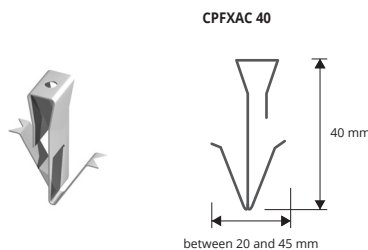
FIXING CLIPS BETWEEN 20 TO 45 mm - STAINLESS STEEL - pack. 10 Pcs

| Article | H mm |
|---------------|------|
| CPFXAC 40/... | 40 |

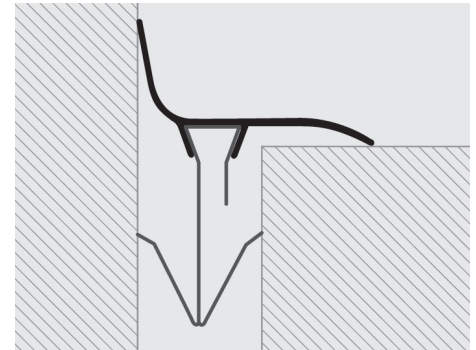
COLOURS



01 - White



EXAMPLES AND INSTRUCTIONS FOR LAYING METHODS



1. Choose the profile in the required width and material. 2. Insert the fixing clips into the relative groove (5 Pcs. for wall applications - 10 Pcs. for floor applications). 3. Insert/Lay the PROPLATE FIX in the existing void, applying uniform pressure or using a plastic hammer, thereby creating a perfect joint cover. The same method is used for laying the corner profile.

* = Production on demand with minimum quantity of 100 pcs. Production delay 4/5 weeks. Price to be agreed