

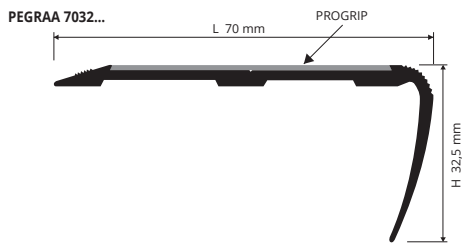


PROEND GRIP 70

SILVER, GOLD AND BRONZE ANOD. ALUMINIUM + NON-SLIP INSERT ADHESIVE AND PUNCHED

PROEND GRIP 70 is a non-slip step nosing profile in anodized aluminium with adhesive non-slip 50mm thick insert in black carborundum to be fitted in the relative groove in the top of the profile upon completion of laying. The profile may be laid with fixing screws hidden afterwards by the adhesive carborundum, or with silicone and/or adhesive to be applied on the bottom of the profile, which is designed to ensure an excellent grip. It is made in anodized aluminium with silver, gold or bronze finish with anodizing coat of approx. 15/20 micron.

stair nosing for existing steps



EXAMPLES AND INSTRUCTIONS FOR LAYING METHODS



Adhesive version

1. Choose the suitable profile and cut it to the necessary length.
2. Degrease, wash and clean the solid surface thoroughly.
3. Remove the protective paper from the adhesive.
4. Lay the profile by applying pressure evenly over the whole surface without using a hammer.

Punched version

1. Choose the suitable profile and cut it to the necessary length.
2. Mark the position of the holes using the existing holes in the profile as reference.
3. Insert the screw anchors into the drilled holes.
4. Fix the profile using flathead screws suitable for the relative slots in the profile.



SILVER, GOLD AND BRONZE ANODIZED ALUM. with adhesive thermo packed - bar length 2,7 lm - pack. 20 Pcs - 54 lm

Article	H x L mm		
PEGR... 7032A	32,5 X 70		

SILVER, GOLD AND BRONZE ANODIZED ALUM. punched thermo packed - bar length 2,7 lm - pack. 20 Pcs - 54 lm

Article	H x L mm		
PEGR... 7032F	32,5 X 70		

Available in the finishes: AA - AO - AB.
The code of the selected finish must be added to the article code.
E.g.: PEGR... 7032A (chosen finish anodized gold) PEGRAO. 7032A.

On demand bar length 3 lm with minimum quantity of 200 pcs. Production delay 4/5 weeks. Price to be agreed.

The adhesive carborundum strip (PROGRIP) is not included with the profile.
For PEGR... 7032... order PGR... 50 (Specify the chosen colour).




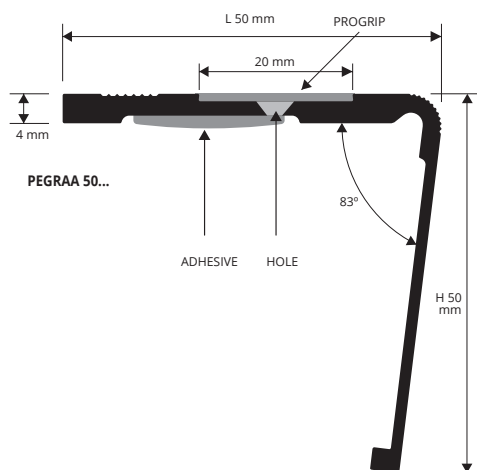
COLOURS



PROEND 5050


ANODIZED SILVER ALUMINIUM + NON-SLIP INSERT ADHESIVE AND PUNCHED

PROEND 5050 is a non-slip profile for stairs in anodized silver aluminium, with a visible surface of 50x50 mm. The profile, available in the adhesive or punched version, is characterized of a horizontal surface partially milled, equipped with a specific groove where the non-slip adhesive Progrid in carborundum could be applied. The profile has also a vertical inclined of 83-degrees surface completely smooth. The ease of application and the availability of the carborundum in different colours, make it a much-sought profile.




ANODIZED SILVER ALUMINIUM punched / with adhesive bar length 2,7 lm - pack. 20 Pcs - 54 lm

Article	HxL mm		
PEGRAA 50F	50 X 50		
PEGRAA 50A	50 X 50		



COLOURS



On demand bar length 3 lm with minimum quantity of 200 pcs. Production delay 4/5 weeks. Price to be agreed.

The adhesive carborundum strip (PROGRIP) is not included with the profile.
For PEGRAA 50... order PGR... 20 (Specify the chosen colour).

INSTRUCTIONS FOR LAYING METHODS

Adhesive version

1. Cut PROEND 5050 to the desired length;
2. Remove all the remains of oil, grease and dirt from the surface where the profile will be laid;
3. When the surface is perfectly dry, remove the protective film and press the profile exerting the appropriate pressure;
4. Apply the non-slip strip in carborundum in the desired colour.

Punched version

1. Cut PROEND 5050 to the correct size;
2. Mark on the support the position of the holes present on the profile;
3. Drill holes in the bracket with a 5 mm diameter bit and insert the 5 x 25 mm rawlplugs;
4. Align the profiles over the holes and screw it to support;
5. Apply the non-slip carborundum adhesive insert in the desired color.

EXAMPLES OF LAYING

