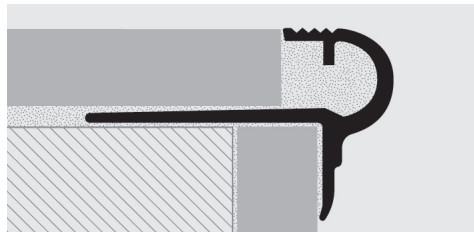


PROSTYLE is a technical/decorative profile for ceramic tile/wood steps made in gold-silver anodized aluminium. Its particular rounded shape has been conceived to create the "torus" of the step, which is normally created with special pieces. It is knurled on the top to make the profile non-slip. Elegant profile for all public/private environments. Shrink-wrapped profile with bar code.

PROSTYLE

KNURLED, ROUNDED STEP NOSING
GOLD AND SILVER ANODIZED ALUMINIUM

EXAMPLES AND INSTRUCTIONS FOR LAYING METHODS



1. Choose the PROSTYLE in the required width and colour according to the thickness of the tile.
2. First fix the riser part, placing it at the correct and final height.
3. Fill the empty spaces under the profile with the tile adhesive.
4. Apply the adhesive to the tread, lay the profile with the punched base fully sunk into the adhesive and align the profile so that its vertical part covers the edge of the riser tile.
5. Lay the tread tiles, aligning them so that they are flush with the upper and rear part of the profile and filling the internal part with adhesive. Oxidation marks in the polished/natural brass range may be easily removed with specific chemical products (Sidol-Smac).




ANODIZED SILVER ALUMINIUM thermo packed
bar length 2,7 lm - pack. 20 Pcs - 54 lm

Article	H mm
PSYAA 08	8
PSYAA 10	10
PSYAA 125	12,5

ANODIZED GOLD ALUMINIUM thermo packed
bar length 2,7 lm - pack. 20 Pcs - 54 lm

Article	H mm
PSYAO 08	8
PSYAO 10	10
PSYAO 125	12,5

COLOURS



VARNISHED PLASTIC JOINT - pack. 20 Pcs

Article
RPSYAO 08/20
RPSY... 08-10-125/20

Universal, suitable for three profile heights
Available: AA - AO.

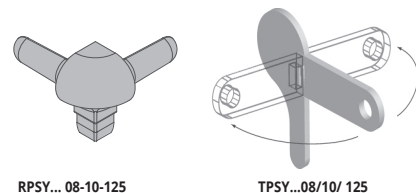
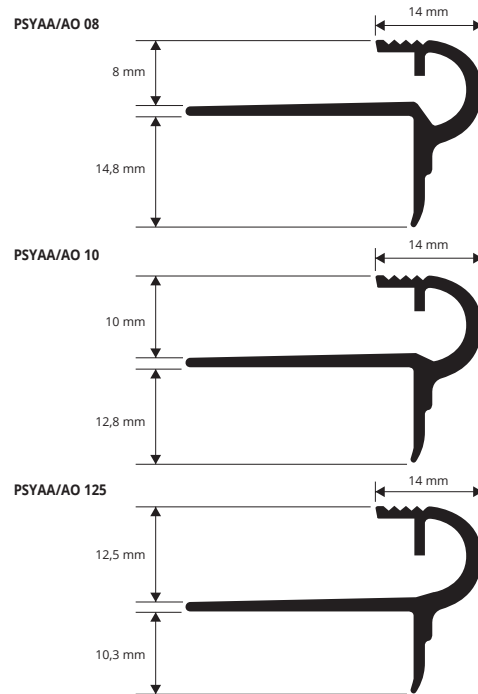
The code of the selected colour must be added to the article code.
E.g.: RPSY... 08 (chosen colour polished brass) RPSYOL 08

ALUMINIUM CAPS H 8 - 10 - 12,5 mm - pack. 20 Pcs

Article
TPSYAO 08/20
TPSY... 08/20
TPSY... 10/20
TPSY... 125/20

Available: AA - AO.

The code of the selected colour must be added to the article code.
E.g.: TPSY... 08 (chosen colour polished brass) TPSYOL 08.



PROSTEP INS is a non-slip profile in aluminium that allows to connect the rise and the tread in case of stairs covered with wooden or laminate flooring. The profile has to be laid together with rise and tread. It is equipped with a punched flange that guarantees its fixing. PROSTEP INS in anodized aluminium is suitable for any stair covered with wooden flooring.

PROSTEP INS


ANODIZED SILVER ALUMINIUM



ANODIZED SILVER ALUMINIUM
bar length 2,7 lm - pack. 40 Pcs - 108 lm

Article	H mm
PTSAA 105	10,5
PTSAA 16	16

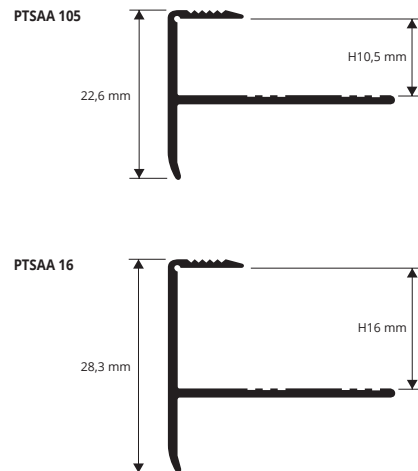
COLOURS



EXAMPLES AND INSTRUCTIONS FOR LAYING METHODS



1. Choose "PROSTEP INS" according to the thickness of the tile.
2. Cut "PROSTEP INS" to the desired length.
3. Lay the wood or laminate on the step rise and apply adhesive on the area of the step tread, where the profile will be laid.
4. Lay the profile on the step tread, aligning it with the edge of the rise covering.
5. Lay the wood or laminate on the tread of the step taking care to insert it into the cavity.



stair nosing profiles

* = Production on demand with minimum quantity of 100 pcs. Production delay 4/5 weeks. Price to be agreed