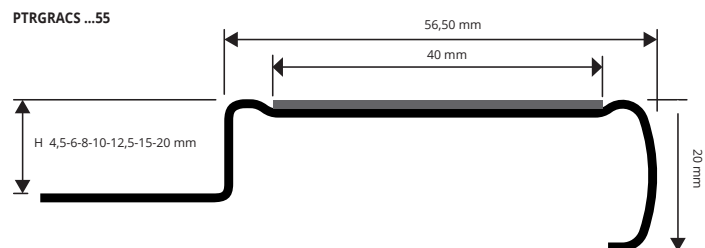
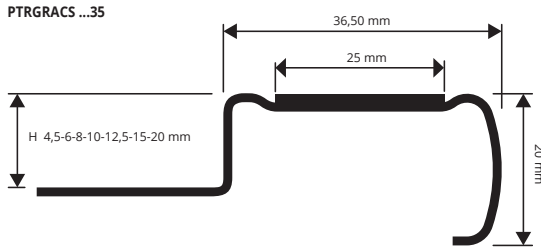



PROSTAIR GRIP ACC is an AISI 304/1.4301-V2A brushed stainless steel profile, consisting of a punched flange, ensuring perfect anchorage to the substrate, a 36,5 and 56,5mm horizontal visually exposed surface with the carborundum stripe insert and a 20mm vertical visually exposed flat surface. The profile is available in the heights 4,5/6/8/10/12,5/15/20 mm and is equipped with end caps made of varnished plastic in brushed steel-effect finish. The design of this profile together with the completing elements make it an elegant and appreciated solution also for modern stairs.

PROSTAIR GRIP ACC

BRUSHED STAINLESS STEEL AISI 304/1.4301-V2A



BRUSHED STAINLESS STEEL AISI 304/1.4301-V2A with protective film - bar length 2,7 lm - width 36,50 mm

Article	H mm	Pcs/Pack		
PTRGRACS 04535	4,5	20		*
PTRGRACS 0635	6	20		
PTRGRACS 0835	8	20		
PTRGRACS 1035	10	10		
PTRGRACS 12535	12,5	10		
PTRGRACS 1535	15	7		
PTRGRACS 2035	20	7		

BRUSHED STAINLESS STEEL AISI 304/1.4301-V2A with protective film - bar length 2,7 lm - width 56,50 mm

Article	H mm	Pcs/Pack		
PTRGRACS 04555	4,5	20		*
PTRGRACS 0655	6	20		
PTRGRACS 0855	8	20		
PTRGRACS 1055	10	10		
PTRGRACS 12555	12,5	10		
PTRGRACS 1555	15	7		
PTRGRACS 2055	20	7		

THE ADHESIVE CARBORUNDUM STRIP (PROGRIP) IS NOT INCLUDED WITH THE PROFILE.

FOR PTRGRACS ...35 ORDER PGR... 25 (SPECIFY THE CHOSEN COLOUR).

FOR PTRGRACS ...55 ORDER PGR... 40 (SPECIFY THE CHOSEN COLOUR).

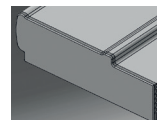
COLOURS



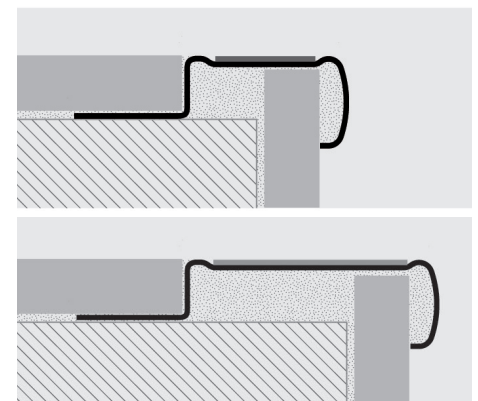
END CAPS - R/L - pack. 2 Pcs (1 R and 1 L)

Article	H mm	L mm
TPTRGRACS 55/1	4,5+20	56,5
TPTRGRACS 35/1	4,5+20	36,5

Articles not for sale singly



EXAMPLES AND INSTRUCTIONS FOR LAYING METHODS



1. Choose the PROSTAIR GRIP ACC in the required height, according to the thickness of the floor covering and the desired profile width;
2. Lay the floor covering on the stair riser and apply the adhesive on the top of stair tread, where the profile will be installed;
3. Fill the empty spaces under the profile with the adhesive for tiles. Lay the profile on the step tread, making sure that it is aligned with the stair riser;
4. Lay the floor covering on the stair tread and align;
5. Plaster the joints between the profile and the tiles.

SUITABLE FOR USE IN CONTACT WITH FOODSTUFFS

PROGRIP is a carborundum adhesive stripe, consisting of an elastic film coated with high wear resistant abrasive grains. It is usually employed in public as well as in domestic environments to make stair steps non-slip. The stripe is available in different colors and widths to meet any technical and aesthetic requirement. If **PROGRIP** is applied directly on the step covering, it is advisable to apply two stripes on each step, rounding their ends.

PROGRIP

ADHESIVE CARBORUNDUM - 7 COLOURS

COLOURS

N - Black	B - White	T - Transparent
G - Gray	Y - Yellow	M - Brown
GN - Yellow/Black	The PGRT (transparent) are not suitable for outside use.	

ADHESIVE NON-SLIP STRIP for STEPS - rolls length 18,2 lm

Article	Width mm
PGRGN 20	20
PGRGN 25	25
PGRGN 50	50

ADHESIVE NON-SLIP STRIP for STEPS - rolls length 18,2 lm

Article	Width mm
PGRN 25	25
PGRB 25	25
PGRT 25	25
PGRG 25	25
PGRY 25	25
PGRM 25	25
PGRN 40	40
PGRB 40	40
PGRT 40	40
PGRG 40	40
PGRY 40	40
PGRM 40	40



* = Production on demand with minimum quantity of 200 pcs. Production delay 4/5 weeks. Price to be agreed

* = Production on demand with minimum quantity of 10 rolls. Production delay 4/5 weeks. Price to be agreed

News 2024