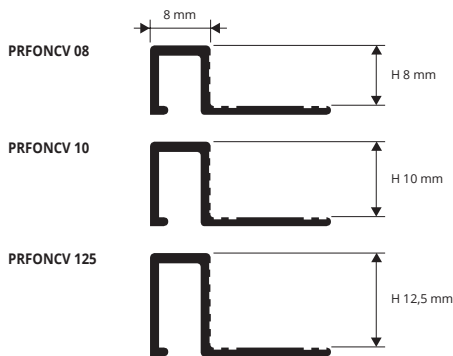




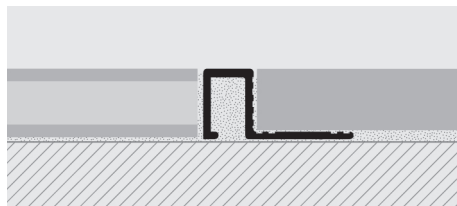
PROFINAL CURVE

NATURAL BRASS
CURVABLE


PROFINAL CURVE are a range of edging and joining profiles that may be curved/shaped. They feature a special system of perforations allowing them to be bent easily so that particular geometric shapes may be easily obtained in situ. This allows decorative patterns to be created at will according to technical and aesthetic requirements and with a separation of 8 mm of sandable profile. The product is made in natural brass in 2.7 m bars and heights of 8, 10 and 12.5 mm.



EXAMPLES AND INSTRUCTIONS FOR LAYING METHODS




1. Choose the "PROFINAL CURVE" in the required height and material. 2. Cut the profile to the necessary length, calculating the total length. 3. Bend the profile mechanically with the PROCURVE MACHINE. 4. If necessary fix with screws and screw anchors or simply insert the punched base under the floor laid with the same adhesive. Any oxidation marks may be easily removed with specific chemical products (Sidel-Smac, etc.). If it is used as a joining profile, bring each floor to the edge of the profile.




NATURAL BRASS CURVABLE thermo packed 5 Pcs
bar length 2,7 lm - pack. 20 Pcs - 54 lm

Article	H mm		
PRFONCV 08	8		
PRFONCV 10	10		
PRFONCV 125	12,5		

COLOURS



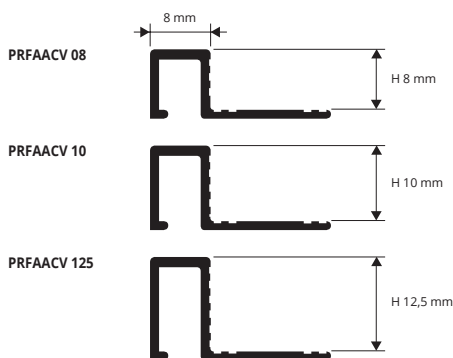
ON - Natural brass



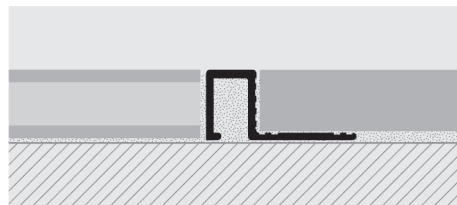
PROFINAL CURVE

ANODIZED SILVER ALUMINIUM
CURVABLE



PROFINAL CURVE are a range of edging and joining profiles that may be curved/shaped. They feature a special system of perforations allowing them to be bent easily so that particular geometric shapes may be easily obtained in situ. This allows decorative patterns to be created at will according to technical and aesthetic requirements and with a separation of 8 mm of sandable profile. The product is made in silver anodized aluminium in 2.7 m bars and heights of 8, 10 and 12.5 mm.



EXAMPLES AND INSTRUCTIONS FOR LAYING METHODS



1. Choose the "PROFINAL CURVE" in the required height and material. 2. Cut the profile to the necessary length, calculating the total length. 3. Bend the profile mechanically with the PROCURVE MACHINE. 4. If necessary fix with screws and screw anchors or simply insert the punched base under the floor laid with the same adhesive. Any oxidation marks may be easily removed with specific chemical products (Sidel-Smac, etc.). If it is used as a joining profile, bring each floor to the edge of the profile.



ANODIZED SILVER ALUMINIUM CURVABLE thermo packed - bar length 2,7 lm - pack. 20 Pcs - 54 lm

Article	H mm		
PRFAACV 08	8		
PRFAACV 10	10		
PRFAACV 125	12,5		

COLOURS



AA - Anodized silver alum.



* = Production on demand with minimum quantity of 100 pcs. Production delay 4/5 weeks. Price to be agreed