



**PROLEVALL 25-35-38-50** are joint - covers in anodized aluminium with gold, silver and bronze finish in various widths with a more or less knurled flat surface, available with self-adhesive backing or punched in various lengths. They are used to join floors of the same or differing material e.g. ceramic tiles, wood, marble, parquet or laminated, mainly to cover flaws created during laying or expansion joints. The chamfered edges ensure perfect adhesion to the floor, while the flat top allows perfect door closure. Recommended for dwellings and public environments with intense pedestrian traffic. Easy to lay; the high-strength elastomer adhesive ensures an excellent grip.

# PROLEVALL 25-35-38-50

ANODIZED GOLD AND SILVER  
ALUMINIUM WITH SELF-ADHESIVE AND PUNCHED



**ANODIZED ALUMINIUM with adhesive thermo packed**  
bar length 2,7 lm - pack. 40 Pcs - 108 lm

Article	Width mm
PLV... 25A	25
PLV... 35A	35
PLV... 38A	38
PLV... 50A	50

Available in the colours: AA - AO (AB, AT, CH and SB available on demand with a minimum quantity order of 100 pcs). The code of the selected colour must be added to the article code. E.g.: PLV... 25A (chosen finish anod. silver) PLVAA 25A.

**ANODIZED ALUMINIUM punched thermo packed**  
bar length 2,7 lm - pack. 40 Pcs - 108 lm

Article	Width mm
PLV... 25F	25
PLV... 35F	35
PLV... 38F	38
PLV... 50F	50

Available in the colours: AA - AO (AB, AT, CH and SB available on demand with a minimum quantity order of 100 pcs). The code of the selected colour must be added to the article code. E.g.: PLV... 25F (chosen finish anod. silver) PLVAA 25F.

### OFF-CENTRE HOLES ON DEMAND

**ANODIZED ALUM. punched with screws and screw anchors thermo packed** - bar length 0,93 lm - pack. 20 Pcs

Article	Width mm
PLV... 259FS	25
PLV... 359FS	35
PLV... 389FS	38
PLV... 509FS	50

PLV... 259FS-359FS available in the colours: AA - AO (AB, AT, CH and SB available on demand with a minimum quantity order of 100 pcs). The code of the selected colour must be added to the article code. E.g.: PLV... 359FS (chosen finish anod. silver) PLVAA 359FS.

**ANODIZED ALUMINIUM with adhesive thermo packed** - bar length 0,93 lm - pack. 20 Pcs



Article	Width mm
PLV... 259AS	25
PLV... 359AS	35
PLV... 389AS	38
PLV... 509AS	50

Available in the colours: AA - AO (AB, AT, CH and SB available on demand with a minimum quantity order of 100 pcs). The code of the selected colour must be added to the article code. E.g.: PLV... 259AS (chosen finish anod. silver) PLVAA 259AS.

**ANODIZED ALUMINIUM with adhesive thermo packed** - bar length 1,03 lm - pack. 20 Pcs



Article	Width mm
PLV... 3510AS	35

**ANODIZED ALUMINIUM with adhesive thermo packed** - bar length 1,66 lm - pack. 20 Pcs



Article	Width mm
PLV... 3516AS	35

The code of the selected colour must be added to the article code. E.g.: PLV... 3510AS (chosen colour anodized gold alum.) PLVAO 3510AS.

### COLOURS



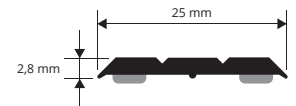
### ON DEMAND MINIMUM 200 PCS by color and height



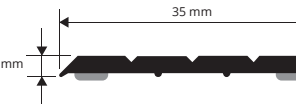
(Prices to be agreed. Production delay 4/5 weeks)

1. Choose the suitable profile and cut it to the necessary length.
  2. Degrease, wash and clean the solid surface thoroughly.
  3. Remove the protective paper from the adhesive.
  4. Lay the profile by applying pressure evenly over the whole surface without using a hammer.
- Adhesive version**
1. Mark the position of the holes using the existing holes in the profile as reference.
  2. Mark the position of the holes using the existing holes in the profile as reference.
  3. Insert the screw anchors into the drilled holes.
  4. Fix the profile using flathead screws suitable for the relative slots in the profile.

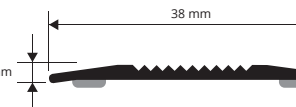
PLV... 25A  
PLV... 259A



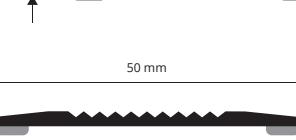
PLV... 35A  
PLV... 359A  
PLV... 3510A  
PLV... 3516A



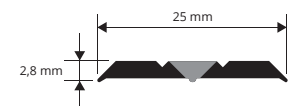
PLV... 38A  
PLV... 389A



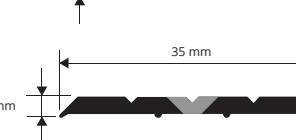
PLV... 50A  
PLV... 509A



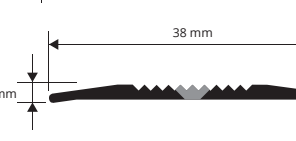
PLV... 25F  
PLV... 259F



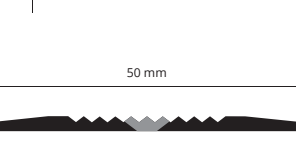
PLV... 35F  
PLV... 359F  
PLV... 3510F  
PLV... 3516F



PLV... 38F  
PLV... 389F

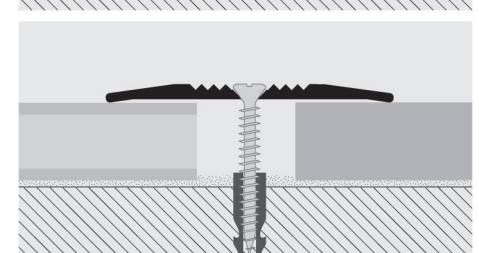
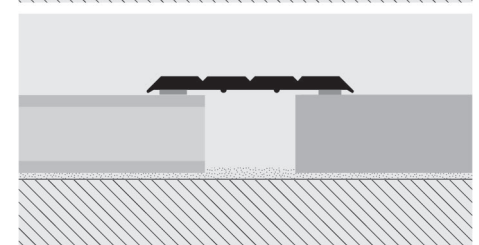
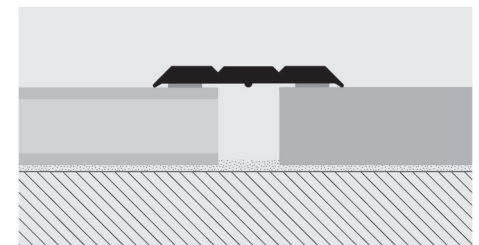


PLV... 50F  
PLV... 509F



threshold - joint-cover profiles

### EXAMPLES AND INSTRUCTIONS FOR LAYING METHODS



\* = Production on demand with minimum quantity of 200 pcs. Production delay 4/5 weeks. Price to be agreed