




**PROSOL 30-35-40** are self-adhesive or punched joint - covers in polished brass available in various widths. They are used to join floors of the same or differing material and thickness. The rounded shape also allows the profile to be used to edge shallow floors max. 5 mm thick. **PROSOL** is normally used to cover flaws and defects created during laying of ceramic/wood/parquet floors by covering the joint/threshold. **PROSOL** is recommended for all sorts of public environments: hotels, offices, shops and private dwellings; it guarantees an impeccable and attractive finish.

# PROSOL 30-35-40

ANODIZED GOLD AND SILVER ALUMINIUM WITH SELF-ADHESIVE AND PUNCHED



**ANODIZED ALUMINIUM with adhesive thermo packed**  
bar length 2,7 lm - pack. 40 Pcs - 108 lm

Article	Width-thick.		
PLS... 30A	30 mm - 1,3		
PLSAA 35A	35 mm - 1,5		
PLSAA 40A	40 mm - 2		

**ANODIZED ALUMINIUM punched thermo packed**  
bar length 2,7 lm - pack. 40 Pcs - 108 lm

Article	Width-thick.		
PLS... 30F	30 mm - 1,3		
PLSAA 35F	35 mm - 1,5		
PLSAA 40F	40 mm - 2		

Available in the colours: AA - AO (AB, AT, CH and SB available on demand with a minimum quantity order of 100 pcs). The code of the selected colour must be added to the article code. E.g.: PLS... 30A (chosen finish anod. silver) PLSAA 30A.

**ANODIZED ALUMINIUM with adhesive thermo packed** - bar length 0,83 lm - pack. 20 Pcs



Article	Width-thick.		
PLSAA 308AS	30 mm - 10/10		

On demand 0,73 or 0,63 lm bar length (quantity and prices to be agreed. Production delay 4/5 weeks).

**ANODIZED ALUMINIUM with adhesive thermo packed** - bar length 0,93 lm - pack. 20 Pcs



Article	Width-thick.		
PLS... 309AS	30 mm - 10/10		

**ANODIZED ALUMINIUM with adhesive thermo packed** - bar length 1,03 lm - pack. 20 Pcs



Article	Width-thick.		
PLS... 3010AS	30 mm - 10/10		

**ANODIZED ALUMINIUM with adhesive thermo packed** - bar length 1,66 lm - pack. 20 Pcs



Article	Width-thick.		
PLSAA 3016AS	30 mm - 10/10		

**ANODIZED ALUMINIUM with adhesive thermo packed** - bar length 0,93 lm - pack. 20 Pcs



Article	Width-thick.		
PLS... 309A	30 mm - 10/10		

Available in the colours: AA - AO (AB, AT, CH and SB available on demand with a minimum quantity order of 100 pcs). The code of the selected colour must be added to the article code. E.g.: PLS... 309A (chosen finish anod. silver) PLSAA 309A.

## COLOURS

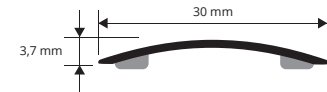


## ON DEMAND MINIMUM 200 PCS by color and height

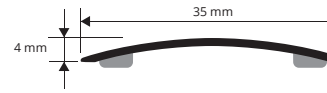


(Prices to be agreed. Production delay 4/5 weeks)

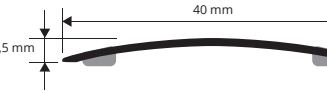
PLS... 30A/309A/308AS/309AS/3010AS/3016AS



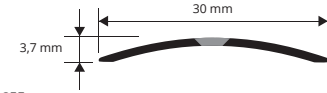
PLS... 35A



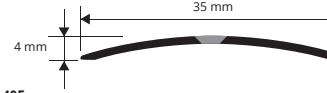
PLS... 40A



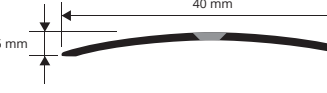
PLS... 30F/309F/308FS/309FS/3016FS



PLS... 35F


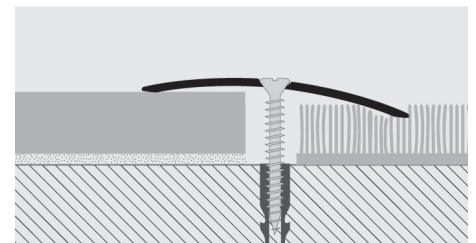
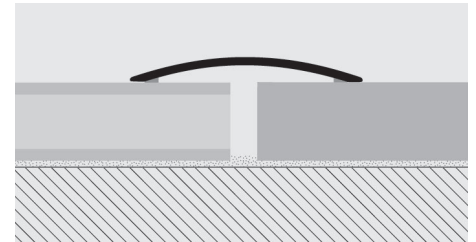


PLS... 40F



threshold - joint-cover profiles

## EXAMPLES AND INSTRUCTIONS FOR LAYING METHODS



1. Choose the suitable profile and cut it to the necessary length.
- Adhesive version**
2. Degrease, wash and clean the solid surface thoroughly.
3. Remove the protective paper from the adhesive.
4. Lay the profile by applying pressure evenly over the whole surface without using a hammer.
- Punched version**
2. Mark the position of the holes using the existing holes in the profile as reference.
3. Insert the screw anchors into the drilled holes.
4. Fix the profile using flathead screws suitable for the relative slots in the profile.