

PROFINAL is a profile in natural and anodized silver aluminium. It is available in three widths 8, 10 and 12.5 mm. Ideal for joining two types of floor on the same level (e.g. tile/tile or tile/wood), creating a decorative separating profile. It is also suitable as a step nosing or to create a decorative strip in the covering. It protects the edge and withstands high loads and frequent traffic.

PROFINAL

NATURAL ALUMINIUM AND ANODIZED SILVER ALUMINIUM



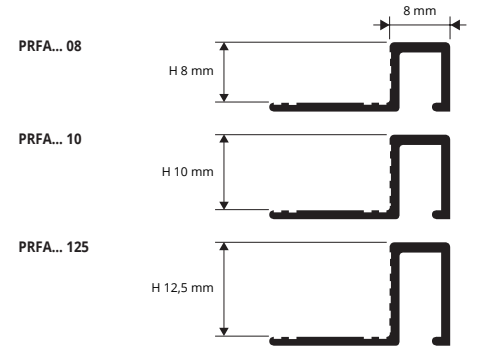
NATURAL ALUMINIUM thermo packed 10 Pcs
bar length 2,7 lm - pack. 40 Pcs - 108 lm

Article	H mm		
PRFAN 08	8		
PRFAN 10	10		
PRFAN 125	12,5		

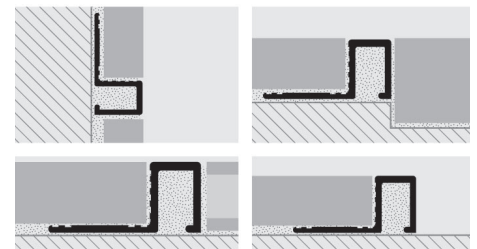
ANODIZED SILVER ALUMINIUM thermo packed
bar length 2,7 lm - pack. 40 Pcs - 108 lm

Article	H mm		
PRFAA 08	8		
PRFAA 10	10		
PRFAA 125	12,5		

COLOURS



EXAMPLES AND INSTRUCTIONS FOR LAYING METHODS



1. Choose the "PROFINAL" with the same height as the thickness of the covering.
2. Apply the adhesive onto the area of application of the profile.
3. Lay and align the profile pressing the perforated flange into the adhesive.
4. Lay the tiles, aligning them so that the top edge of the profile is "flush" with the tile.
5. Use the adhesive to seal any empty interstices. Oxidation marks may be easily removed by polishing the profiles with specific products to be found on sale such as Sidol, Smac and similar.



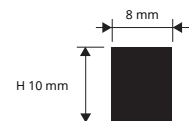
NATURAL BRASS
bar length 3 lm - pack. 20 Pcs - 60 lm

Article	L x H mm		
PQEON 108	10 X 8		

COLOURS




PQEON 108



PROSQUARE

NATURAL BRASS



CHROMED, POLISHED BRASS thermo packed
bar length 2,7 lm - pack. 20 Pcs - 54 lm (PGAOC 10 : 27 lm)

Article	L x H mm		
PGAOC 10	10 X 10		
PGAOL 10	10 X 10		

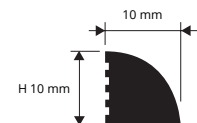
COLOURS



PROANGLE

CHROMED, POLISHED BRASS

PGAOL/OC 10



* = Production on demand with minimum quantity of 100 pcs. Production delay 4/5 weeks. Price to be agreed