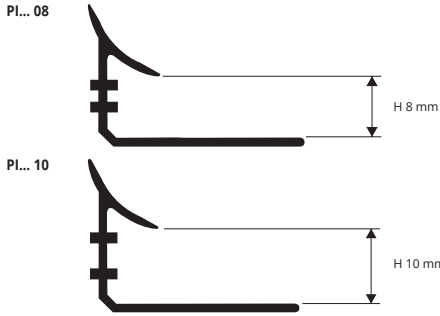



PRINTER AL

ANODIZED AND POLISHED ALUMINIUM

PRINTER AL is a cove-shaped profile in anodized and polished aluminium. It is particularly suitable to ensure cleanliness and hygiene is suitable in indoors environment where good resistance to mechanical and chemical stresses are required. Its particular section and the availability in four finishes and special pieces, such as internal and external corners, make **PRINTER AL** a much sought after profile. The profile is easy to match with the wall covering and allows a workmanlike application.

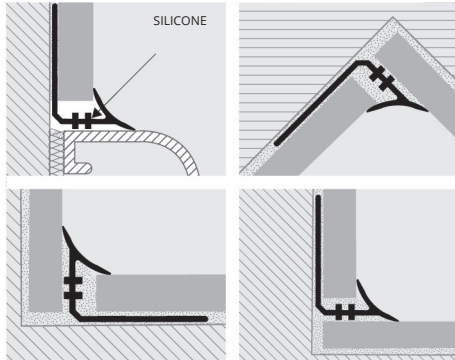


ANODIZED GOLD OR SILVER ALUMINIUM thermo packed
bar length 2,7 lm - pack. 40 Pcs - 108 lm



POLISHED GOLD OR CHROMED ALUMINIUM thermo packed
bar length 2,7 lm - pack. 40 Pcs - 108 lm

EXAMPLES AND INSTRUCTIONS FOR LAYING METHODS



1. Choose "PRINTER AL" according to the tile thickness and desired finish.
2. Cut "PRINTER AL" to the desired length and apply the adhesive on the support where the profile will be laid.
3. Press the anchoring flange of "PRINTER AL" into the adhesive.
4. Lay the tiles, aligning them with the profile leaving a 2 mm joint. Remove immediately all remains of adhesive from the surface of the profile.
5. Fill the joints between the profile and the tiles with grout, in order to avoid water stagnation. Remove immediately all the remains of grout from the surface of the profile.

Article	H mm		
PIAA 08	8		
PIAA 10	10		
PIAO 08	8		
PIAO 10	10		

INTERNAL, EXTERNAL, THREE-WAYS PRINTER CORNER JOINTS
ANODIZED GOLD (AO) or SILVER ALUMINIUM (AA) - pack. 2 Pcs

Article			
REPI.../2			
RIPI.../2			
RITPI.../2			

Corners of the on demand profiles are also on demand *


COLOURS



Article	H mm		
PIBC 08	8		
PIBC 10	10		
PIBO 08	8		
PIBO 10	10		

INTERNAL, EXTERNAL, THREE-WAYS PRINTER CORNER JOINTS
POLISHED GOLD (BO) or CHROMED ALUMINIUM (BC) - pack. 2 Pcs

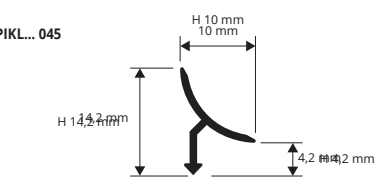
Article			
REPI.../2			
RIPI.../2			
RITPI.../2			




PRINTER KL ALL

POLISHED AND CHROMED BRASS AND ANODIZED AND POLISHED ALUMINIUM

PROSHELL KL ALL is a cove-shaped profile in polished and chromed brass and anodized and polished aluminium. The profile allows to connect the floor and wall coverings in ceramic and mosaic also with low thickness. It is particularly suitable to ensure cleanliness and hygiene in every kind of environment where good resistance to mechanical and chemical stresses are required. Its particular section and availability in five different finishes, make **PROSHELL KL ALL** a much sought after profile.



EXAMPLES AND INSTRUCTIONS FOR LAYING METHODS



1. Choose "PRINTER KL ALL" according to the desired finish.
2. Cut "PRINTER KL ALL" to the desired length.
3. Apply the silicone along the floor-wall connection.
4. Press the arrowhead of "PRINTER KL ALL" into the silicone evenly until it is completely adherent to the floor and wall.



POLISHED / CHROMED BRASS thermo packed
bar length 2,7 lm - pack. 40 Pcs - 108 lm

Article	H mm		
PIKLOL 045	4,5		
PIKLOC 045	4,5		

CAPS - VARNISHED PLASTIC

Article			
TPIKLOL .../...			
TPIKLOC .../...			

COLOURS



POLISHED CHROME ALUMINIUM / GOLD thermo packed
bar length 2,7 lm - pack. 40 Pcs - 108 lm

Article	H mm		
PIKLBC 045	4,5		
PIKLBO 045	4,5		

ANODIZED SILVER ALUMINIUM thermo packed
bar length 2,7 lm - pack. 40 Pcs - 108 lm

Article	H mm		
PIKLAA 045	4,5		

CAPS - VARNISHED PLASTIC

Article			
TPIKLAA ...			
TPIKLBC .../...			
TPIKLBO .../...			

COLOURS



Corners of the on demand profiles are also on demand *

* = Production on demand with minimum quantity of 100 pcs. Production delay 4/5 weeks. Price to be agreed