

PROTERMINAL is a L-shaper profile in powder coated aluminum that can be applied on external corners of coverings. It can be used to close the perimeter of coverings. Its particular section and the availability in different finishes make **PROTERMINAL** an elegant and much-sought after profile.

PROTERMINAL

STONE LINE ALUMINIUM



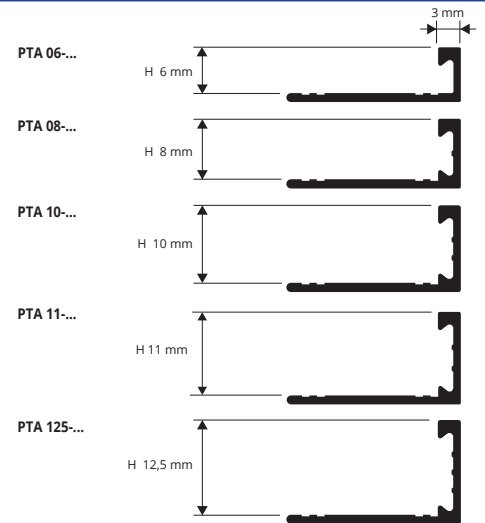
STONE LINE thermo packed
bar length **2,7 lm** - pack. **20 Pcs - 54 lm**

Article	H mm		
PTA 06-SL...	6		
PTA 08-SL...	8		
PTA 10-SL...	10		
PTA 11-SL...	11		
PTA 125-SL...	12,5		

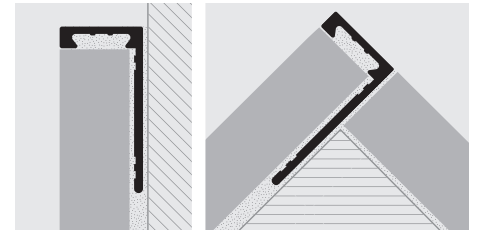
The code of the selected colour must be added to the article code.
E.g.: PTA 08... (chosen colour Stone white) PTA 08-SL01.

COLOURS

STONE LINE						
SL01 - Stone white	SL02 - Stone cream	SL03 - Stone greyvory	SL04 - Stone sand	SL05 - Stone gray	SL06 - Stone cristal gray	SL07 - Stone antragray
SL08 - Stone antradark	SL09 - Stone bronze	SL12 - Stone black	SL13 - Stone oyster grey	SL14 - Stone taupe grey	SL15 - Stone grey smoke	SL16 - Stone grey gun
SL17 - Stone tobacco	SL18 - Stone white cement					



EXAMPLES FOR LAYING METHODS



PROTERMINAL is a L-shaped profile in shockproof non - toxic colored vinyl resin that can be applied on external corners of coverings. It can be used to close the perimeter of coverings. Its particular section and the availability in different colours also on demand make **PROTERMINAL** a much sought-after profile. It can be easily matched with the wall covering and allows an elegant workmanlike application.

PROTERMINAL

SHOCKPROOF NON - TOXIC
COLOURED VINYL RESIN

NON-TOXIC SHOCKPROOF COLOURED VINYL RESIN

bar length **2,7 lm** - pack. **54 lm** (white **108 lm**)

Article	H mm		
PT 06-...	6		
PT 08-...	8		
PT 10-...	10		
PT 125-...	12,5		

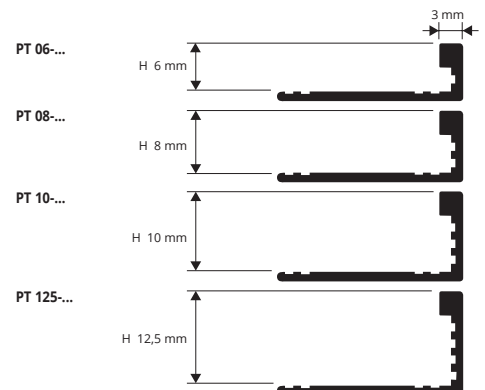
Available in the colours: 01-0106-02-03-04-05-06-11-12-17-18
Available on demand 19-20-21-22-23-24-25-26-27-28-29-07-08-09-10-13-14-15-16 with a minimum quantity order of 800 pcs. The code of the selected colour must be added to the article code.
E.g.: PT 06-... (chosen colour white) PT 06-01.

WHITE NOT FOR SALE SINGLY



EXAMPLE AND INSTRUCTIONS FOR LAYING METHODS

1. Choose "PROTERMINAL" according to the tile thickness and desired colour. 2. Cut "PROTERMINAL" to the desired length and apply the adhesive on the support where the profile will be laid. 3. Press the anchoring flange of "PROTERMINAL" into the adhesive. 4. Lay the tiles, aligning them with the profile leaving a 2 mm joint. 5. Fill the joints between the profile and the tiles with grout, in order to avoid water stagnation.



COLOURS

01 - White	0106 - White ivory	02 - Light grey	03 - Cement gray
04 - Light Beige	05 - Dark Beige	06 - Ivory	11 - Black
12 - Silver	17 - Bahama Beige	18 - Grey	

AVAILABLE MINIMUM QUANTITY 800 PCS by colour and height (Price to be agreed. Production delay 4/5 weeks)

19 - Beige	20 - Dark ivory	21 - Light pink	22 - Dark pink	23 - Dark antique pink
24 - Dark sky blue	25 - Brick red	26 - Turquoise green	27 - Dark green	28 - Hazel brown
29 - Dak brown	07 - Pink	08 - Sky blue	09 - Yellow	10 - Red
13 - Gold	14 - Green	15 - Brown	16 - Blue	