

PROJOLLY MARBLE is a rounded bead profile in shockproof non - toxic marbled vinyl resin that can be applied on external corners of coverings. It can be used to close the perimeter of coverings. Its particular section, the availability of different marble effect finishes also on demand and special pieces such as internal and external corners make **PROJOLLY MARBLE** a much sought-after profile. It can be easily matched with the wall covering and allows an elegant workmanlike application.

PROJOLLY MARBLE

SHOCKPROOF NON - TOXIC MARBLED VINYL RESIN



MARBLED NON-TOXIC VYNIL RESIN
bar length **2,7 lm** - pack. **40 Pcs - 108 lm**

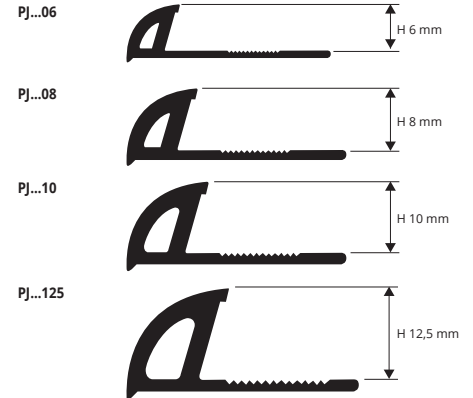
Article	H mm
PJ... 06	6
PJ... 08	8
PJ... 10	10
PJ... 125	12,5

Available on demand MC - MB - MR - MA - MV - MVA - MAS - MBS - MRS - MVAS - MTC - MTS (MAB - MBC - MBO - MAM - MBD - MCRI - MCRC - MBDX - MGVC - MNA - MBPS - MVBL with a minimum quantity order of 800 pcs).

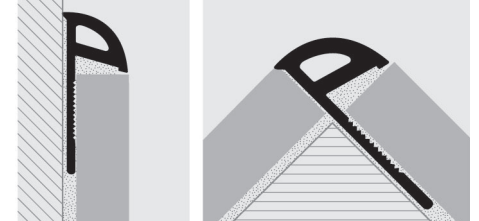
The code of the selected colour must be added to the article code. E.g.: PJ... 10 (chosen colour carrara) PJMC 10.

INSTRUCTIONS FOR LAYING

1. Choose "PROJOLLY MARBLE" according to the tile thickness and desired colour. 2. Cut "PROJOLLY MARBLE" to the desired length and apply the adhesive on the support where the profile will be laid. 3. Press the anchoring flange of "PROJOLLY MARBLE" into the adhesive. 4. Lay the tiles, aligning them with the profile leaving a 2 mm joint. 5. Fill the joints between the profile and the tiles with grout, in order to avoid water stagnation.



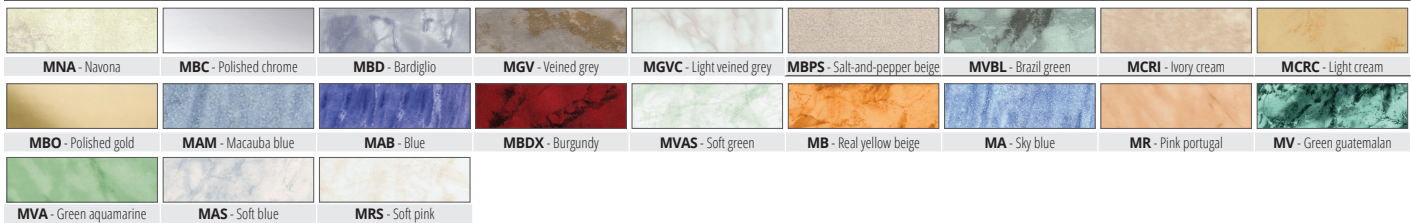
EXAMPLES OF LAYING



COLOURS



AVAILABLE MINIMUM QUANTITY 800 PCS by colour and height (Price to be agreed. Production delay 4/5 weeks)



PROJOLLY OPEN is a rounded bead profile in shockproof non - toxic marbled vinyl resin that can be applied on external corners of coverings. It can be used to close the perimeter of coverings. Its particular open section and the availability in white colour make **PROJOLLY OPEN** a practical and economic profile. It can be used where low cost and workmanlike application are required.

PROJOLLY OPEN

SHOCKPROOF NON - TOXIC WHITE VINYL RESIN




WHITE VINYL RESIN
bar length **2,7 lm** - pack. **80 Pcs - 216 lm**

Article	H mm
PJP 06-01	6
PJP 09-01	9

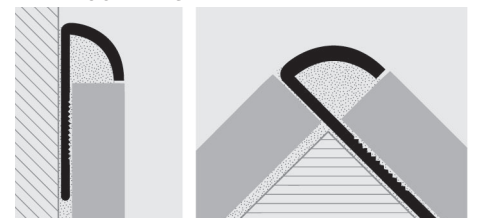
ARTICLES NOT FOR SALE SINGLY

INSTRUCTIONS FOR LAYING


1. Choose "PROJOLLY OPEN" according to the tile thickness. 2. Cut "PROJOLLY OPEN" to the desired length and apply the adhesive on the support where the profile will be laid. 3. Press the anchoring flange of "PROJOLLY OPEN" into the adhesive. 4. Lay the tiles, aligning them with the profile leaving a 2 mm joint. 5. Fill the joints between the profile and the tiles with grout, in order to avoid water stagnation.



EXAMPLES OF LAYING



COLOURS



OTHER COLOURS ON DEMAND FOR A MINIMUM OF 800 pcs

* = Production on demand with minimum quantity of 800 pcs. Production delay 4/5 weeks. Price to be agreed