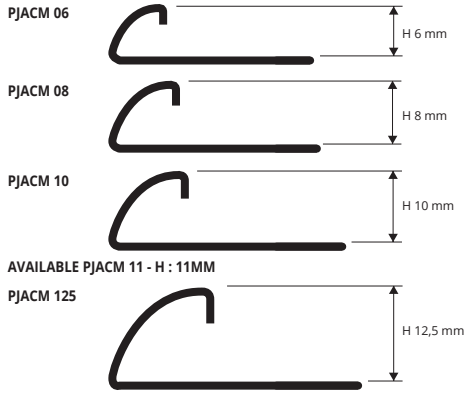


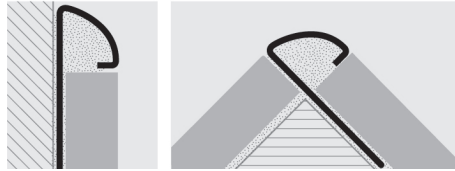
# PROJOLLY

POLISHED STAINLESS STEEL INOX AISI 316LL/1.4404-V4A

**PROJOLLY** is a rounded bead profile in polished stainless steel INOX AISI 316LL/1.4404-V4A that can be applied on external corners of coverings. It can be used to close the perimeter of coverings and like a connection profile between step tread and riser of stairs coated with ceramic or natural stone tiles. Its particular section, the availability in three different finishes and special pieces such as internal and external corners, end caps and joints make **PROJOLLY** a much sought-after profile that allows a workmanlike application even in environments subject to high mechanical and chemical stresses.



### EXAMPLES OF LAYING



POLISHED STAINLESS STEEL AISI 316LL/1.4404-V4A with protective film  
 - bar length 2,7 lm - pack 20 Pcs - 54 lm - 10/10 mm



Article	H mm		
PJACM 06	6		
PJACM 08	8		
PJACM 10	10		
PJACM 11	11		
PJACM 125	12,5		

SUITABLE FOR USE IN CONTACT WITH FOODSTUFFS.




### COLOURS



1. Choose "PROJOLLY" according to the tile thickness. 2. Cut "PROJOLLY" to the desired length and apply the adhesive on the support where the profile will be laid. 3. Press the anchoring flange of "PROJOLLY" into the adhesive. 4. Lay the tiles, aligning them with the profile leaving a 2 mm joint. Remove immediately all remains of adhesive from the surface of the profile. 5. Fill the joints between the profile and the tiles with grout, in order to avoid water stagnation. Remove immediately all the remains of grout from the surface of the profile.

# CAPSULES and THREE-WAYS JOINTS

POLISHED STAINLESS STEEL AISI 316LL/1.4404-V4A



POLISHED STAINLESS STEEL AISI 316LL/1.4404-V4A

Article	H mm		
CPJACM 06/...	6		
IPJACM 06/...	6		
CPJACM 08/...	8		
IPJACM 08/...	8		
CPJACM 10/...	10		
IPJACM 10/...	10		
CPJACM 11/...	11		
IPJACM 11/...	11		
CPJACM 125/...	12,5		
IPJACM 125/...	12,5		

Choose the desired packaging: E.g.:  
 CPJACM .../10 (Pack, 10 Pcs)  
 CPJACM .../2 (Pack, 2 Pcs)

### EXTERNAL CAPSULES



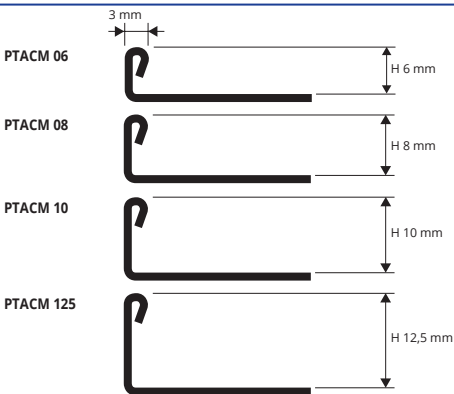
### INTERNAL CAPSULES



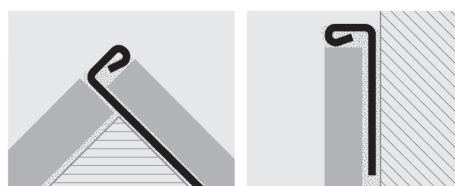
# PROTERMINAL

POLISHED STAINLESS STEEL INOX AISI 316LL/1.4404-V4A

**PROTERMINAL** is a "L-shaped" profile in polished stainless steel INOX AISI 316LL/1.4404-V4A that can be applied on external corners of coverings. It can be used to close the perimeter of coverings, like a connection profile between step tread and riser of stairs coated with ceramic and natural stone tiles, and also as separation profile for floor coverings. Its particular section and the availability in three different heights make **PROTERMINAL** a much sought-after profile that allows a workmanlike application even in environments subject to high mechanical and chemical stresses.



### EXAMPLES OF LAYING



### COLOURS



1. Choose "PROTERMINAL" according to the tile thickness. 2. Cut "PROTERMINAL" to the desired length and apply the adhesive on the support where the profile will be laid. 3. Press the anchoring flange of "PROTERMINAL" into the adhesive. 4. Lay the tiles, aligning them with the profile leaving a 2 mm joint. Remove immediately all remains of adhesive from the surface of the profile. 5. Fill the joints between the profile and the tiles with grout, in order to avoid water stagnation. Remove immediately all the remains of grout from the surface of the profile.



POLISHED STAINLESS STEEL AISI 316LL/1.4404-V4A  
 bar length 2,7 lm - pack 40 Pcs - 108 lm - 10/10 mm



Article	H mm		
PTACM 06	6		
PTACM 08	8		
PTACM 10	10		
PTACM 125	12,5		

SUITABLE FOR USE IN CONTACT WITH FOODSTUFFS.