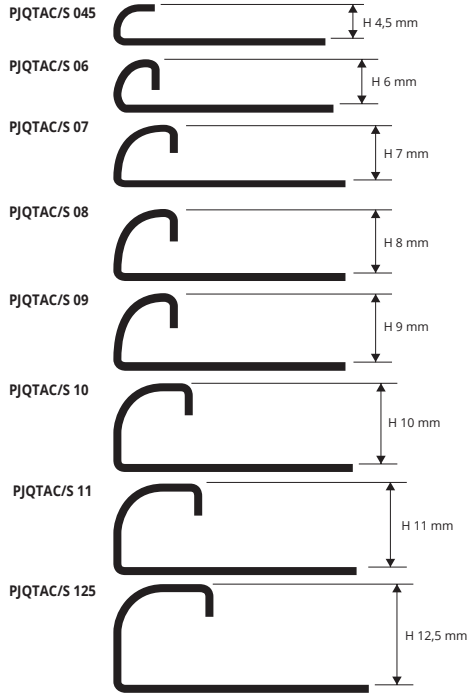


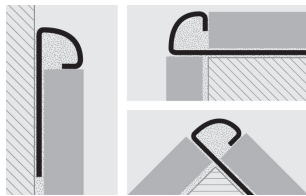
PROJOLLY QUART

POLISHED, SUPER POLISHED AND BRUSHED STAINLESS STEEL AISI 304/1.4301-V2A

PROJOLLY QUART is a quarter-circle rounded bead profile in polished, super polished and brushed stainless steel AISI 304/1.4301-V2A that can be applied on external corners of coverings. It can be used to close the perimeter of coverings and like a connection profile between step tread and riser of stairs coated with ceramic or natural stone tiles. Its particular section, the availability in three different finishes and special pieces such as internal and external corners, end caps and joints make **PROJOLLY QUART** a much sought-after profile that allows a workmanlike application even in environments subject to high mechanical stresses.



EXAMPLES FOR LAYING METHODS



POLISHED STAINLESS STEEL AISI 304/1.4301-V2A with protective film
bar length 2,7 lm - pack. 20 Pcs - 54 lm (H 4,5 mm - 108 lm) - 10/10 mm

Article	H mm
PJQTAC 045	4,5
PJQTAC 06	6
PJQTAC 07	7
PJQTAC 08	8
PJQTAC 09	9
PJQTAC 10	10
PJQTAC 11	11
PJQTAC 125	12,5

SUPER POLISHED STAINLESS STEEL AISI 304/1.4301-V2A thermo packed
bar length 2,7 lm - pack. 20 Pcs 54 lm (H 4,5 mm - 108 ml) - 10/10 mm

Article	H mm
PJQTACML 045	4,5
PJQTACML 06	6
PJQTACML 07	7
PJQTACML 08	8
PJQTACML 09	9
PJQTACML 10	10
PJQTACML 11	11
PJQTACML 125	12,5



Brushed STAINLESS ST. AISI 304/1.4301-V2A with protective film
bar length 2,7 lm - pack. 20 Pcs - 54 lm (H 4,5 mm - 108 lm) - 10/10 mm

Article	H mm
PJQTACS 045	4,5
PJQTACS 06	6
PJQTACS 07	7
PJQTACS 08	8
PJQTACS 09	9
PJQTACS 10	10
PJQTACS 11	11
PJQTACS 125	12,5

COLOURS

AC - Polished stainless st. AISI 304/1.4301-V2A	ACML - Super polished stainless st. AISI 304/1.4301-V2A	ACS - Brushed stainless st. AISI 304/1.4301-V2A

SUITABLE FOR USE IN CONTACT WITH FOODSTUFFS.

INSTRUCTIONS FOR LAYING METHODS

1. Choose "PROJOLLY QUART" according to the tile thickness and desired finish.
2. Cut "PROJOLLY QUART" to the desired length and apply the adhesive on the support where the profile will be laid.
3. Press the anchoring flange of "PROJOLLY QUART" into the adhesive.
4. Lay the tiles, aligning them with the profile leaving a 2 mm joint. Remove immediately all remains of adhesive from the surface of the profile.
5. Fill the joints between the profile and the tiles with grout, in order to avoid water stagnation. Remove immediately all the remains of grout from the surface of the profile.

CAPSULES, END CAPS and THREE-WAYS JOINTS

* Capsules & end caps of the on demand profiles are also on demand

POLISHED, SUPER POLISHED AND BRUSHED STAINLESS ST. AISI 304/1.4301-V2A / PLASTIC

CAPSULES and END CAPS - POLISHED STAINLESS ST. AISI 304/1.4301-V2A

Article	H mm
CPJQTAC 045/...	4,5
IPJQTAC 045/...	4,5
CPJQTAC 06/...	6
IPJQTAC 06/...	6
CPJQTAC 07/...	7
IPJQTAC 07/...	7
CPJQTAC 08/...	8
IPJQTAC 08/...	8
CPJQTAC 09/...	9
IPJQTAC 09/...	9
CPJQTAC 10/...	10
IPJQTAC 10/...	10
CPJQTAC 11/...	11
IPJQTAC 11/...	11
CPJQTAC 125/...	12,5
IPJQTAC 125/...	12,5
TPJQTAC 045-06-08-10-11-125-.../...	

Choose the desired packaging: E.g.: CPJQTAC .../10 (Pack. 10 Pcs)
CPJQTAC .../2 (Pack. 2 Pcs)

CAPSULES and END CAPS - BRUSHED STAINLESS ST. AISI 304/1.4301-V2A


Article	H mm
CPJQTACS 045/...	4,5
IPJQTACS 045/...	4,5
CPJQTACS 06/...	6
IPJQTACS 06/...	6
CPJQTACS 07/...	7
IPJQTACS 07/...	7
CPJQTACS 08/...	8
IPJQTACS 08/...	8
CPJQTACS 09/...	9
IPJQTACS 09/...	9
CPJQTACS 10/...	10
IPJQTACS 10/...	10
CPJQTACS 11/...	11
IPJQTACS 11/...	11
CPJQTACS 125/...	12,5
IPJQTACS 125/...	12,5
TPJQTACS 045-06-08-10-11-125-.../...	

Choose the desired packaging: E.g.: CPJQTACS .../10 (Pack. 10 Pcs)
CPJQTACS .../2 (Pack. 2 Pcs)

CAPSULES - SUPER POLISHED STAINLESS ST. AISI 304/1.4301-V2A

Article	H mm
CPJQTACML 045/...	4,5
IPJQTACML 045/...	4,5
CPJQTACML 06/...	6
IPJQTACML 06/...	6
CPJQTACML 07/...	7
IPJQTACML 07/...	7
CPJQTACML 08/...	8
IPJQTACML 08/...	8
CPJQTACML 09/...	9
IPJQTACML 09/...	9
CPJQTACML 10/...	10
IPJQTACML 10/...	10
CPJQTACML 11/...	11
IPJQTACML 11/...	11
CPJQTACML 125/...	12,5
IPJQTACML 125/...	12,5

Choose the desired packaging: E.g.: CPJQTACML .../10 (Pack. 10 Pcs)
CPJQTACML .../2 (Pack. 2 Pcs)



News 2024

* Production on demand with minimum quantity of 100 pcs. Production delay 4/5 weeks. Price to be agreed