
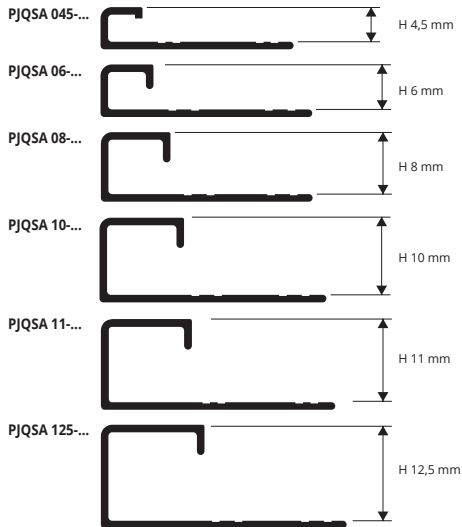


PROJOLLY SQUARE

ALUMINIUM STONE LINE, VARNISHED

PROJOLLY SQUARE is a corner bead profile in powder coated aluminum that can be applied on external corners of coverings. It can be used to close the perimeter of coverings. Its particular section and the availability of several finishes and special pieces such as internal and external corners, junctions and end caps make **PROJOLLY SQUARE** an elegant and much-sought after profile. workmanlike application.



STONE LINE thermo Packed
bar length 2,7 lm - Pack 20 Pcs-54 lm

Article	H mm		
PJQSA 06-SL...	6		
PJQSA 08-SL...	8		
PJQSA 10-SL...	10		
PJQSA 11-SL...	11		
PJQSA 125-SL...	12,5		

Available in the colours: SL01 - SL02 - SL03 - SL04 - SL05 - SL06 - SL07 - SL08 - SL09 - SL12 - SL13 - SL14 - SL15 - SL16 - SL17 - SL18.




WHITE VARNISHED ALUMINIUM thermo Packed
bar length 2,7 lm - Pack 20 Pcs - 54 lm (white colour 40 Pcs-108 lm)

Article	H mm		
PJQSA 045-01	4,5		*
PJQSA 08-01	8		
PJQSA 10-...	10		
PJQSA 11-01	11		*
PJQSA 125-01	12,5		

Available in the colours: 01 - 0106 - 02 - 11. Available on demand 010 - 03 - 0211 - 0311 - 06 - 10 - 17 with a minimum quantity order of 100 pcs.

EXAMPLES AND INSTRUCTIONS FOR LAYING METHODS



1. Choose "PROJOLLY SQUARE" according to the tile thickness and desired finish. 2. Cut "PROJOLLY SQUARE" to the desired length and apply the adhesive on the support where the profile will be laid. 3. Press the anchoring flange of "PROJOLLY SQUARE" into the adhesive. 4. Lay the tiles, aligning them with the profile leaving a 2 mm joint. Remove immediately all remains of adhesive from the surface of the profile. 5. Fill the joints between the profile and the tiles with grout, in order to avoid water stagnation. Remove immediately all the remains of grout from the surface of the profile.

COLOURS

STONE LINE						
SL01 - Stone white	SL02 - Stone cream	SL03 - Stone greyvory	SL04 - Stone sand	SL05 - Stone gray	SL06 - Stone cristal gray	SL07 - Stone antragrays
SL08 - Stone antradark	SL09 - Stone bronze	SL12 - Stone black	SL13 - Stone oyster grey	SL14 - Stone taupe grey	SL15 - Stone grey smoke	SL16 - Stone grey gun
SL17 - Stone tobacco	SL18 - Stone white cement					

VARNISHED				
01 - White varnished aluminium (9016)	010 - White Matt varnished aluminium (9016)	0106 - White ivory varnished aluminium (9001)	02 - Light grey varnished aluminium (7035)	11 - Black varnished aluminium (9005)

AVAILABLE MINIMUM QUANTITY 100 PCS by colour and height (Price to be agreed. Production delay 4/5 weeks)

03 - Stone grey varnished alum. (7030)	0211 - Varnished quartz grey alum. (7039)	0311 - Varnished asphalt grey alum. (7043)	06 - Varnished ivory alum. (1015)	10 - Klinker red varnished alum. (8004)	17 - Varnished bahama beige alum.
--	---	--	-----------------------------------	---	-----------------------------------

CAPSULES, END CAPS and THREE-WAYS JOINTS

ALUMINIUM STONE LINE AND VARNISHED ALUMINIUM / PLASTIC

* Capsules & end caps of the on demand profiles are also on demand

CAPSULES and END CAPS - STONE LINE

Article	H mm		
CPJQSA ...-SL.../...	06/08/10/11/12,5		
TPJQSA ...-SL.../...	06/08/10/11/12,5		

Choose the desired pack. & height
Ex.: 10 mm capsule in 10 Pcs Pack - CPJQSA 10-SL01/10

CAPSULES and END CAPS - VARNISHED


Article	H mm		
CPJQSA ...-.../...	045/08/10/11/125		
TPJQSA ...-.../...	045/08/10/11/125		

Choose the desired pack. & height
Ex.: 10 mm capsule in 10 Pcs Pack - CPJQSA 10-03/10

JOINTS - PLASTIC

Article	H mm		
GIJQ .../...	045/06/08/10/11/125		

Choose the desired pack. & height
Ex.: 8 mm joint in 10 Pcs Pack - GIJQ 08/10



* = Production on demand with minimum quantity of 100 pcs. Production delay 4/5 weeks. Price to be agreed